

Using VINE's New Virtual Center

Welcome to our newly minted Virtual Center, the place to go for virtual classes, both live and on demand, led by the VINE staff you know and trust. Click on any of the three hyperlinks below to learn more within this document. To watch an instructional video for this same process, click [here](#). All Virtual Center events are included in a Premium membership. For questions or to upgrade your membership, please call (507) 386-5587.

[How to Register for ON DEMAND VIDEOS](#)

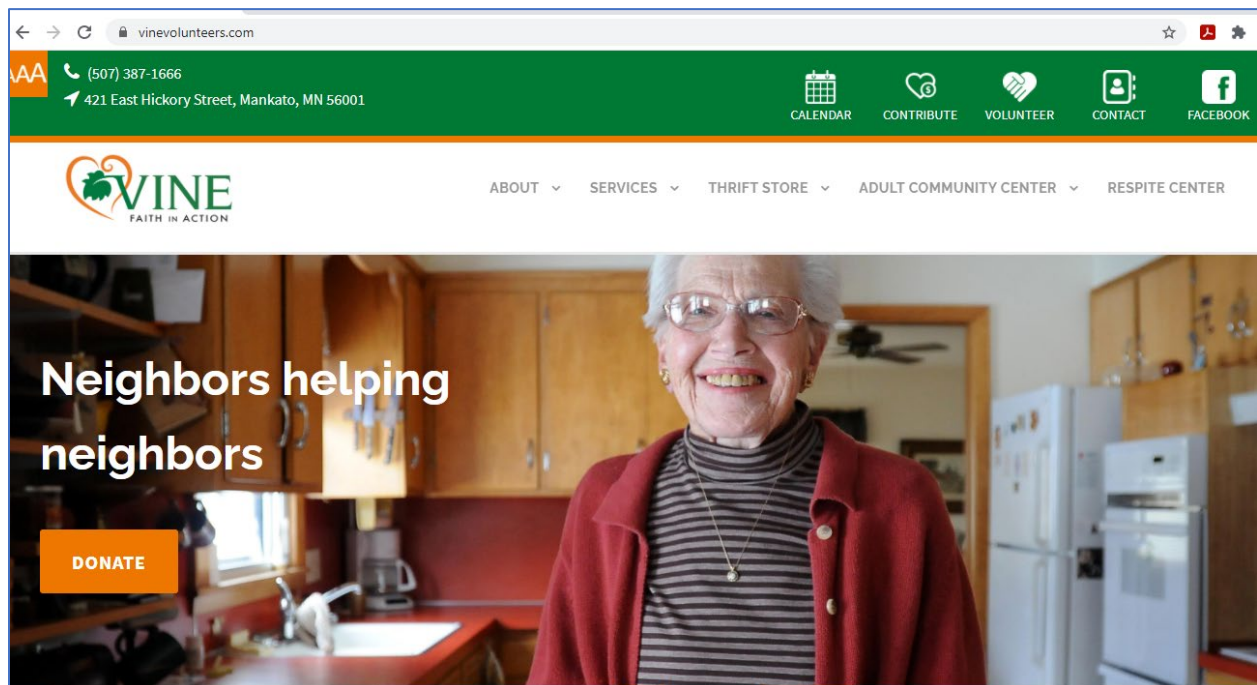
[How to Register for LIVESTREAM CLASSES](#)

[How to Access a LIVESTREAM CLASS after Registering for It](#)

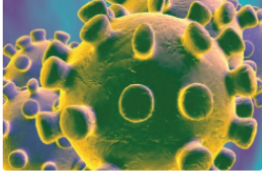
How to Register for ON DEMAND VIDEOS:

Access these in the moment whenever you want to take an exercise class from home.

1. Using whatever device from which you plan to watch class, go to www.vinevolunteers.com.



2. Scroll down to find ONLINE REGISTRATION and click the 'REGISTER' button.



COVID UPDATE

COVID has temporarily suspended some of our programs and changed others. Learn more about what we are currently offering at VINE.


[LEARN MORE](#)



VIRTUAL VINE

We're offering virtual classes to keep you active and engaged until we fully reopen.

[LEARN MORE](#)



ONLINE REGISTRATION

While the building is closed, keep yourself busy by signing up for one of our virtual exercise or educational programs.

[REGISTER](#)

OFFICE HOURS

Open **by appointment**

Monday	8 am - 5 pm
Tuesday	8 am - 5 pm
Wednesday	8 am - 5 pm
Thursday	8 am - 5 pm
Friday	8 am - 5 pm

[VIEW MARCH NEWSLETTER](#)

3. Enter your phone number, click the green Search button, and select your name.

VINE Faith In Action

Back Calendar

First, lets find you in our system.
Please begin by entering....

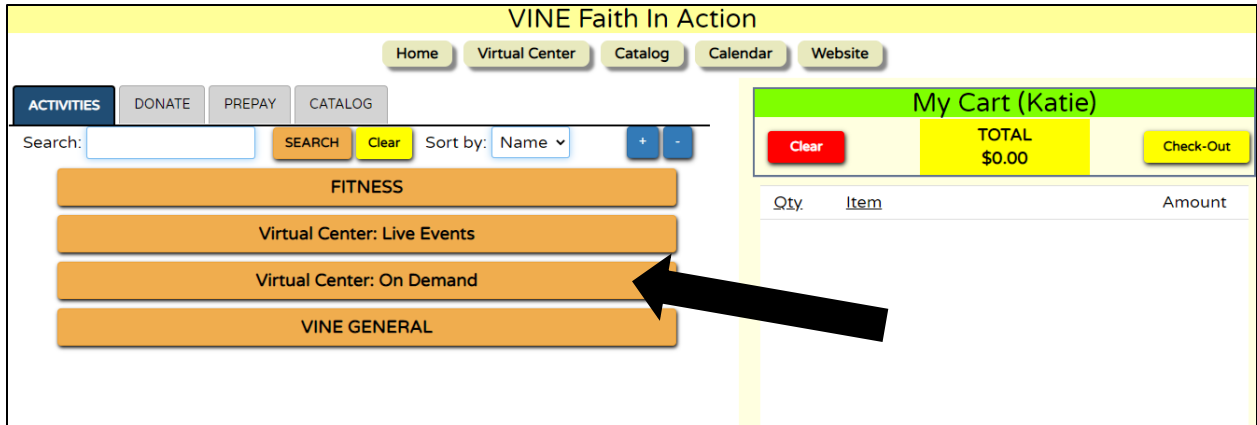
Phone Number:

Search
Cancel

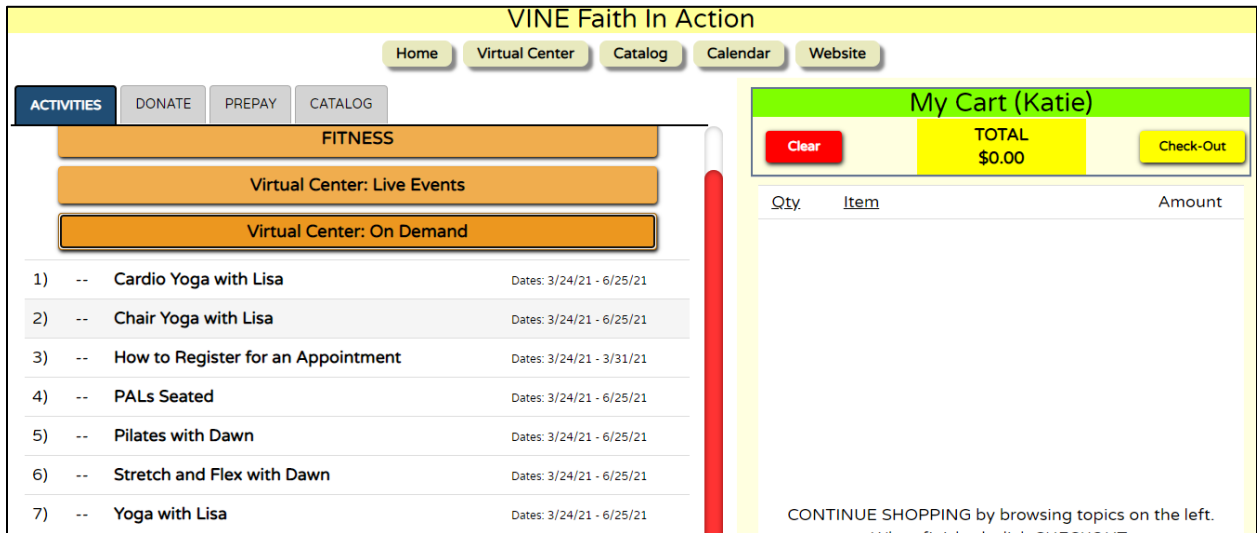
*First Time User? Search for your Phone Number.
If not found, you will be given a button to ADD YOURSELF.*



4. Select 'Virtual Center: On Demand'



5. A drop-down menu will appear.



6. Select which class you would like to attend right now by selecting 'Add To Cart'.

6) -- **Stretch and Flex with Dawn** Dates: 3/24/21 - 6/25/21

Stretch and Flex with Dawn x

<u>Dates and Times</u> (Max seats per person: 1)		<u>Seats</u>
Wed 3/24 6:00-10:00pm	Add To Cart	100
Thu 3/25 6:00-10:00pm	Add To Cart	100
Fri 3/26 6:00-10:00pm	Add To Cart	100
Sat 3/27 6:00-10:00pm	Add To Cart	100
Sun 3/28 6:00-10:00pm	Add To Cart	100
Mon 3/29 6:00-10:00pm	Add To Cart	100
Tue 3/30 6:00-10:00pm	Add To Cart	100

7. The class will be added to your cart, then you can click 'Check-Out'.

VINE Faith In Action

[Home](#)
[Virtual Center](#)
[Catalog](#)
[Calendar](#)
[Website](#)

ACTIVITIES | [DONATE](#) | [PREPAY](#) | [CATALOG](#)

5) -- **Pilates with Dawn** Dates: 3/24/21 - 6/25/21

6) -- **Stretch and Flex with Dawn** In Your cart

Stretch and Flex with Dawn x

<u>Dates and Times</u> (Max seats per person: 1)		<u>Seats</u>
Wed 3/24 6:00-10:00pm	In Your cart Add To Cart	99
Thu 3/25 6:00-10:00pm	Add To Cart	100
Fri 3/26 6:00-10:00pm	Add To Cart	100

My Cart (Katie)

Clear
Total: \$0.00
Check-Out

Qty	Item	Amount
1 x	Stretch and Flex with Dawn Wed 3/24 6:00-10:00pm	\$0.00

8. Click 'SAVE and PROCEED TO FINAL REVIEW'.

VINE Faith In Action

[Home](#) [Virtual Center](#) [Catalog](#) [Calendar](#) [Website](#)

[Cancel - Return to Cart](#)

Order Summary for Katie S
 Total: \$0.00

Order #: C231037M1616625371

Please complete any additional input selections below and press SAVE to proceed to the CONFIRMATION page.

Stretch and Flex with Dawn Wed 3/24 6:00 to 10:00pm	Fee: \$0.00 <input style="width: 100%; height: 20px;" type="text" value="Add any additional comments you would like to include with this registration..."/>
---------------------------------------------------------------	----------------------------------------------------------------------------------------------------------------------------------------------------------------

[SAVE and PROCEED TO FINAL REVIEW](#)

9. Click COMPLETE MY ORDER

VINE Faith In Action

[Home](#) [Virtual Center](#) [Catalog](#) [Calendar](#) [Website](#)

[Cancel - Return to Cart](#)

CheckOut for Katie S
 Total: \$0.00

Order #: C231037M1616625371

Stretch and Flex with Dawn Wed 3/24 6:00 to 10:00pm	-No Fee-
---------------------------------------------------------------	----------

PRESS 'COMPLETE MY ORDER' TO FINISH

[COMPLETE MY ORDER](#)

10. Select the blue JOIN VIDEO button.

VINE Faith In Action

[Home](#) [Virtual Center](#) [My Cal](#) [Website](#)

ORDER COMPLETE -- Thank You Katie!

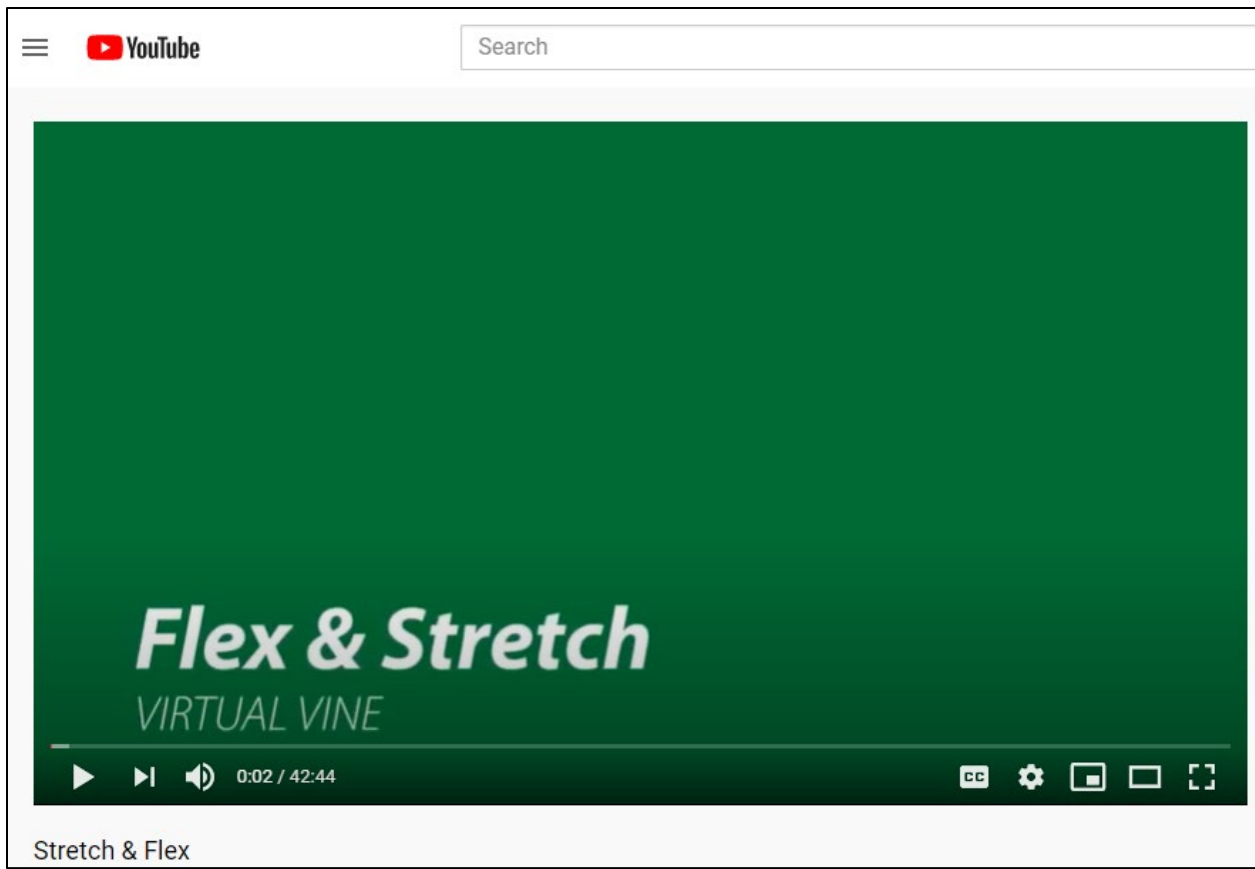
[Receipt for Order #: C231037M1616625371](#) [Print](#)

Thank you for registering! Please bring this receipt with you to the event

ITEMS IN THIS RECEIPT

Activity: Stretch and Flex with Dawn Wednesday, 3/24/21 6:00am to 10:00pm	JOIN VIDEO	 <small>13271229</small>
-------------------------------------------------------------------------------------	----------------------------	-----------------------------

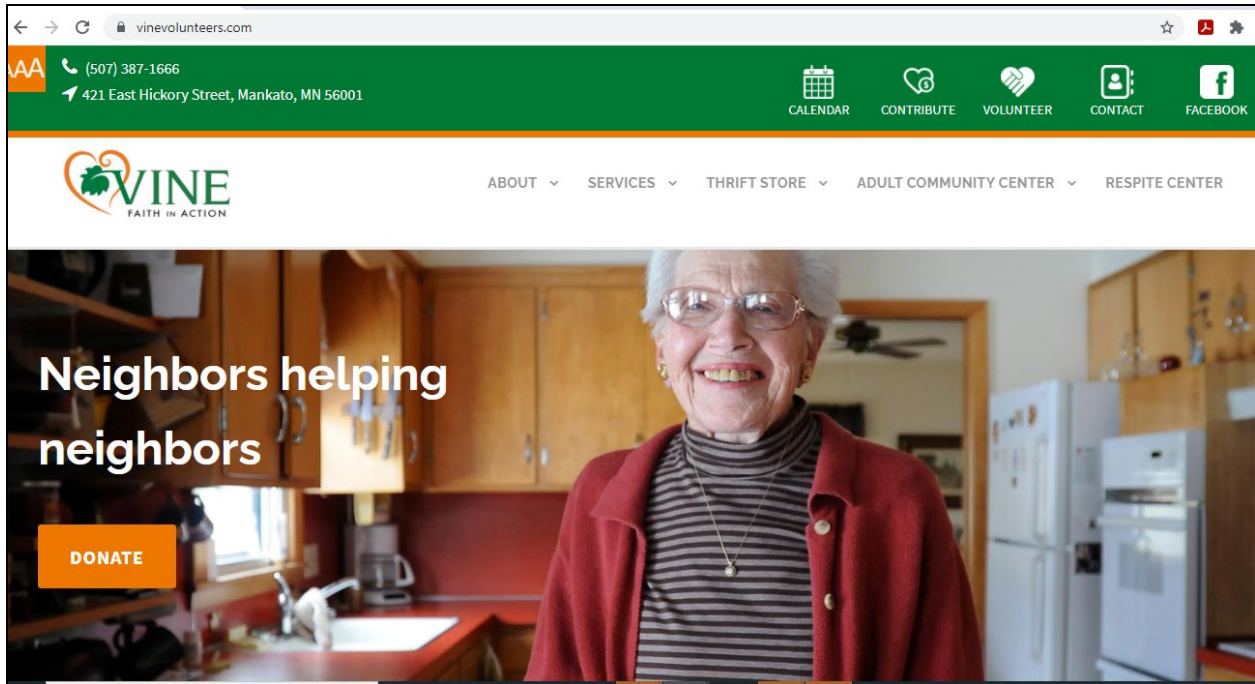
11. The video will start in a new tab and you can do your workout right then and there!



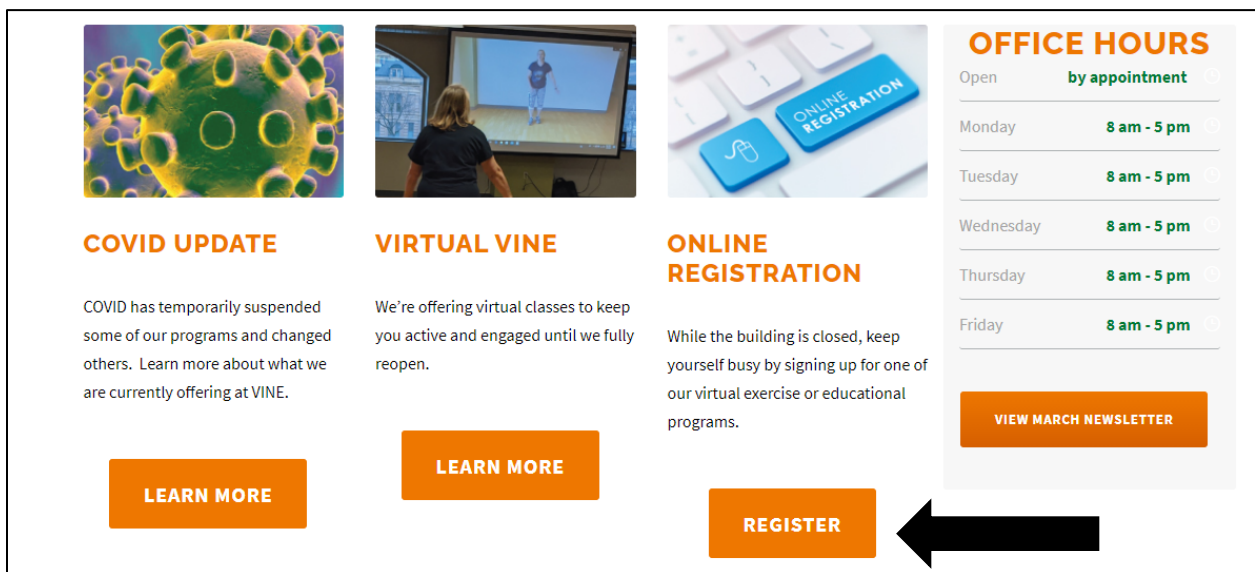
How to Register for LIVESTREAM CLASSES:

Live classes that you can attend, with other VINE members, on a specific day at a specific time that class is scheduled for.

1. Go to www.vinevolunteers.com.



2. Scroll down to find ONLINE REGISTRATION and click the 'REGISTER' button.



3. Enter your phone number, click the green Search button, and select your name.

VINE Faith In Action

[Back](#) [Calendar](#)

First, lets find you in our system.
 Please begin by entering....

Phone Number:

[Search](#) [Cancel](#)

*First Time User? Search for your Phone Number.
 If not found, you will be given a button to ADD YOURSELF.*



4. Select 'Virtual Center: Live Events'.

VINE Faith In Action

[Home](#) [Virtual Center](#) [Catalog](#) [Calendar](#) [Website](#)

[ACTIVITIES](#) [DONATE](#) [PREPAY](#) [CATALOG](#)

Search: [SEARCH](#) [Clear](#) Sort by: [Name](#) ▾ [+](#) [-](#)

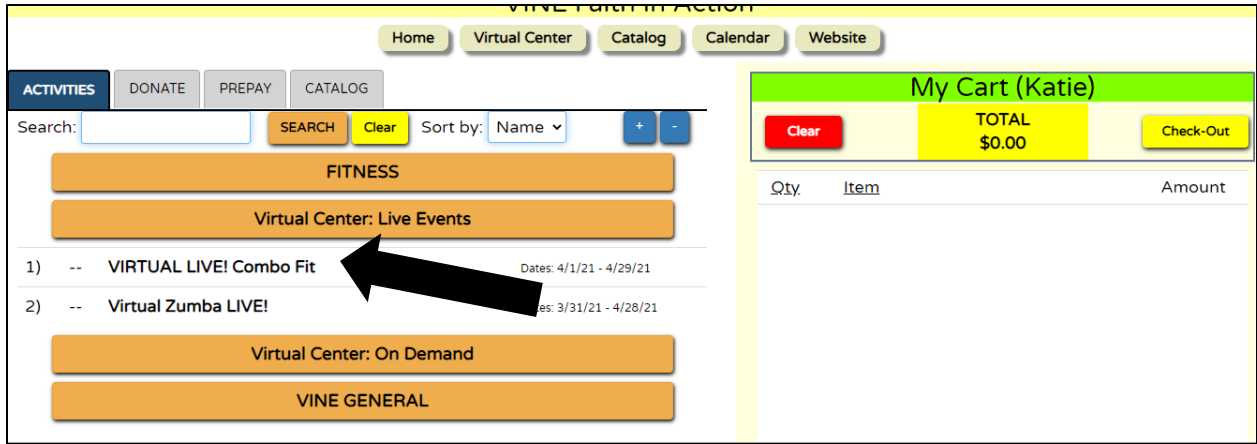
- FITNESS
- Virtual Center: Live Events
- Virtual Center: On Demand
- VINE GENERAL

My Cart (Katie)

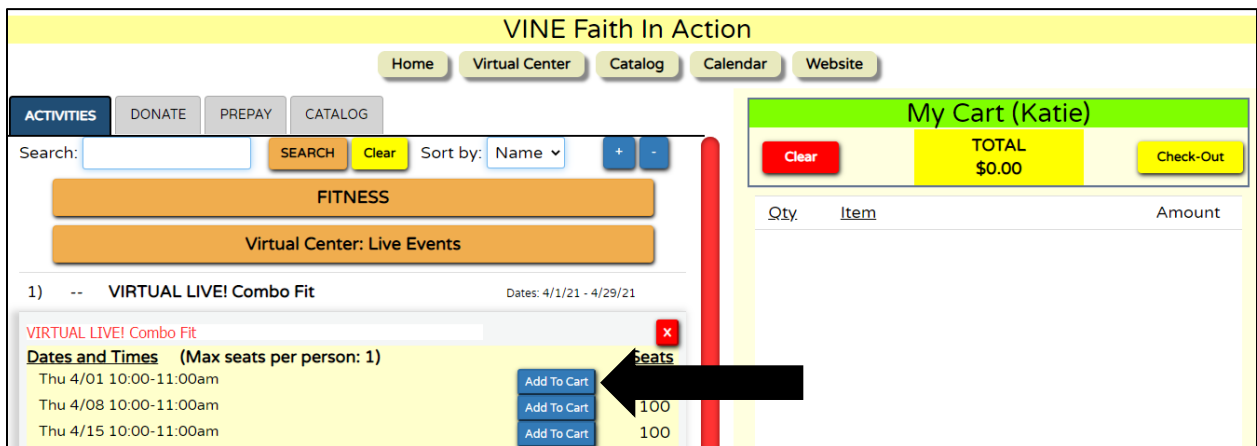
[Clear](#) **TOTAL**
 \$0.00 [Check-Out](#)

Qty	Item	Amount

5. Choose your desired event from the drop-down menu.



6. Click the blue Add to Cart button on the date(s) you plan to attend.



7. You will see the class is added to your Cart, on the right. Click the yellow Check-Out button.



8. Click 'SAVE and PROCEED TO FINAL REVIEW'.

Total: \$0.00

Order #: C231037M1616626001

Please complete any additional input selections below and press SAVE to proceed to the CONFIRMATION page.

VIRTUAL LIVE! Combo Fit Thu 4/01 10:00 to 11:00am	Fee: \$0.00 <input type="text" value="Add any additional comments you would like to include with this registration..."/>
-------------------------------------------------------------	------------------------------------------------------------------------------------------------------------------------------------

SAVE and PROCEED TO FINAL REVIEW 

9. Click 'COMPLETE MY ORDER.'

Check-out for Page 3
Total: \$0.00

Order #: C231037M1616626001

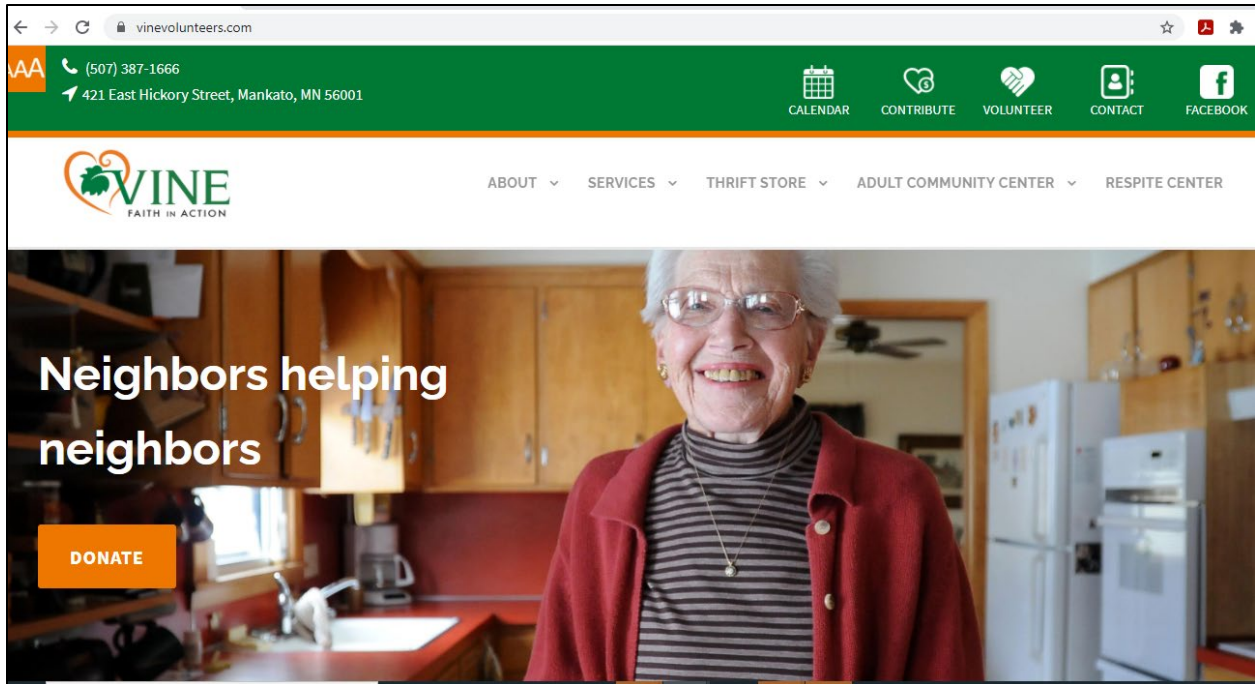
VIRTUAL LIVE! Combo Fit Thu 4/01 10:00 to 11:00am	-No Fee-
-------------------------------------------------------------	----------

PRESS 'COMPLETE MY ORDER' TO FINISH

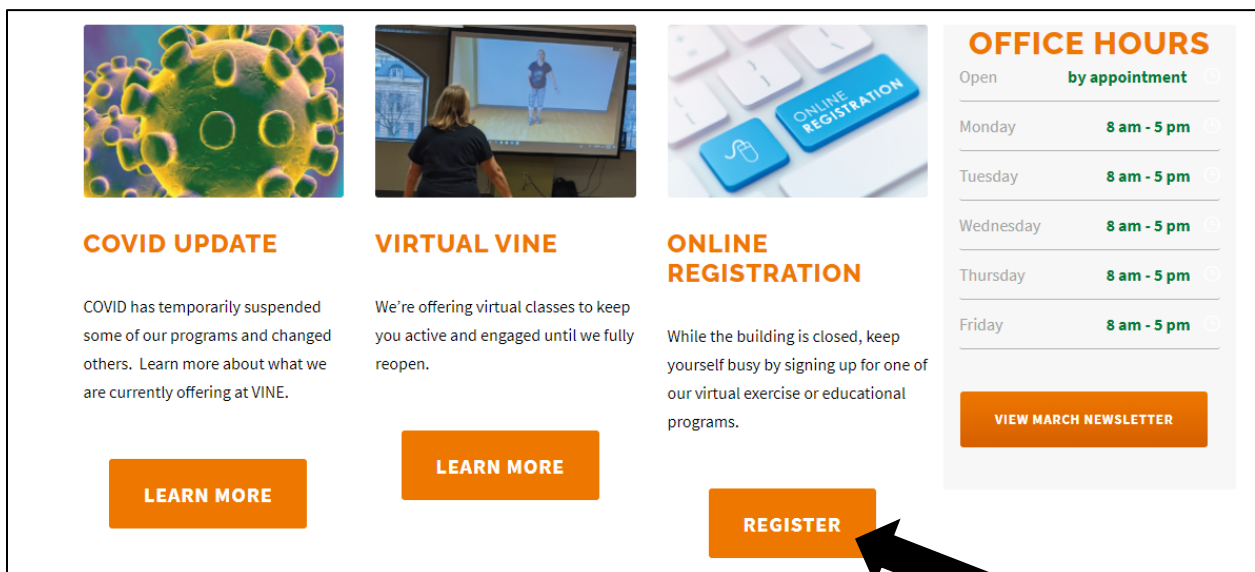
COMPLETE MY ORDER 

How to Access a LIVE CLASS after Registering for It:

1. Using the device from which you plan to watch class, go to www.vinevolunteers.com.



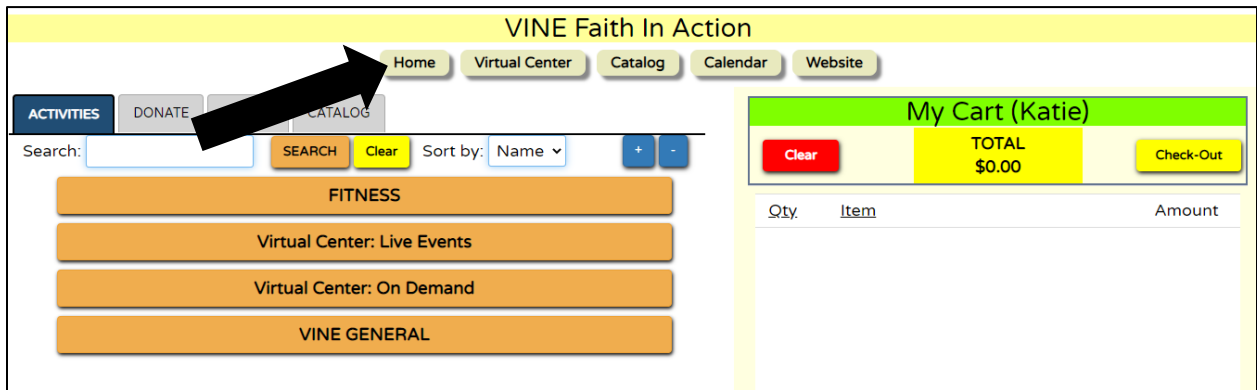
2. Scroll down to find ONLINE REGISTRATION and click the 'REGISTER' button



3. Enter your phone number, click the green Search button, and select your name.



4. Click 'Home' at the top of the screen.



5. Select 'My Calendar' along the leftmost column of options.

The screenshot shows a navigation menu with four main categories, each in a dark blue header:

- Attend:** Virtual Center, Site Calendar, Register, My Calendar (indicated by an arrow), My Activities List, Log Attendance, All Our Programs.
- Volunteer:** View & Log Hours, SignUp to Volunteer.
- Add or Renew a ..:** .. Donation, .. Prepayment.
- More ..:** Make a Payment.

6. Select the live class for which you registered.

The screenshot shows a calendar interface for April 2021. At the top, there are filters: "All Days", "All Activities & Volunteering", "Size: ++", "Start time only", and "Apr 2021". There are also "PRINT" and "List View" buttons. Below the filters is a navigation bar with "<" and ">" arrows and a "TODAY" button. The calendar grid shows dates from Sunday to Saturday. A blue button labeled "10:00a VIRTUAL LIVE! Combo Fit" is highlighted on Thursday, April 1st. An arrow points to this button.

7. Click the 'JOIN' button at the date and time indicated on the button (e.g. 4/01 9:45am). This will take you to the Zoom class!

The screenshot shows an "Activity Detail" page. The activity name is "VIRTUAL LIVE! Combo Fit". The date and time are "Thu 4/01/21 10:00 - 11:00am". The location is "-- Virtual Center -- Hosted Online". A red button "Cancel My Enrollment" is visible. Below this is a table with columns "When", "Where", and "Seats". The "When" column shows "4/01/2021 10:00am to 11:00am", the "Where" column shows "-Hosted Online- Link available: 4/01 9:45am", and the "Seats" column shows "Max: 100 99 open". At the bottom, there are two buttons: "JOIN 4/01 9:45am" (indicated by an arrow) and "Add to My Calendar".