



Dear Friends and Supporters,

Reflecting on 2023, we are filled with immense gratitude for the remarkable achievements our organization has accomplished in support of older adults in our region.

One of our most significant milestones has been the impressive growth in membership at the VINE Adult Community Center, which has continued into the current year. This surge underscores the value our community places in our programs and services.

We have successfully implemented new dementia-related programming, while providing essential resources and support for individuals and caregivers. Additionally, our introduction of international travel options has been met with great enthusiasm, offering unique opportunities to explore the world.

Our annual Love Your Age 55+ Expo saw unprecedented participation, highlighting its importance as a vital community resource. Furthermore, our strategic plan implementation is well underway, guiding us towards sustained growth and enhanced services. As part of this plan, VINE has been facilitating a grant to help the cities of Mankato and North Mankato become AARP Age-Friendly designated communities.

None of these achievements would have been possible without the incredible support from our members, care receivers, riders, shoppers, volunteers, and donors. Your generosity and commitment are the driving forces behind our success. We also extend our deepest gratitude to the dedicated VINE staff, whose care and commitment are evident in everything they do.

Looking ahead, we are excited to continue our collaboration with MSU-Mankato, particularly in health-related programming. We also eagerly anticipate celebrating our 10th anniversary in the VINE Adult Community Center, marking a decade of service and community building.

Thank you for being an integral part of our journey. Together, we will continue to make a profound difference in the lives of older adults and their families.

With heartfelt appreciation,

Melinda Wedzina
VINE CEO

Rich Grace
Board Chair

**Melinda Wedzina
& Rich Grace**





CURRENT MANAGEMENT

- Melinda Wedzina, *CEO*
- Lisa Kopischke, *CFO*
- Brian Dauffenbach, *Facilities Manager*
- Ron Decker, *Transportation Manager*
- Lisa Johnson, *Exercise & Wellness Manager*
- Alex Maes, *Guest Experience Manager*
- Adam Massmann, *Program Director*
- Paige Schuette, *Marketing & Communications Manager*
- Jen Wunderlich, *Health & Fitness Center Manager*

CURRENT BOARD

- Rich Grace, *Chair*
- Steve Ditschler, *Vice Chair*
- Jack Rayburn, *Secretary*
- Mary Bliesmer
- Dawn Campbell
- Sarah Daniels
- Jill Evans
- John Frey
- April Lanz
- Dan Menden
- Bob Olson
- Trish Reedstrom



MISSION

VINE is redefining aging and promoting the wellbeing of aging adults through programming, services, and community engagement.



1,898 Members

THE VINE ADULT COMMUNITY CENTER

A place for older adults to improve their health, socialize with peers and learn new skills.

Health & Wellness

- 31** Unique exercise classes offered
- 35,065** Fitness Center visits
- 18** Virtual on-demand classes available
- 21,968** Treks on the walking track
- 13,851** Dips in the pool
- 198** Evidence-based program participants

Education

- 201** Educational presentations held

Socialization

- 13,211** Social activity visits
- 800+** Love Your Age 55+ Expo attendees
- 12** Bus trips

"I am forever grateful for VINE's fitness opportunities. After going through surgery and radiation last year, the walking track, fitness center, group exercise classes, and aqua classes were key to helping me regain my strength and health. My doctors can't believe how well I've been improving and I attribute it all to VINE. The fitness instructors are motivating and make exercising fun. My favorite are the aqua classes and I have recently become a pool volunteer. The positive energy of the staff and volunteers make VINE a valuable asset to our community." – Brenda Allen, VACC member



Brenda Allen



VINE'S AGING WELL AT HOME SERVICES

VINE supports caregivers and provides older adults with assistance to maintain their independence.

Caregiver Support

- 110** People attended support groups or caregiver coaching

Caring Connection

- 2,956** Volunteer visits with isolated adults

Chores

- 535** Chores & safety improvements made

Diversity

- 34** Immigrant & refugee elders assisted

Meals on Wheels

- 244** People assisted & **24,734** meals delivered

PEARLS

- 47** People assisted with mental health care

Transportation

- 11,678** Rides provided by TRUE Transit
- 5,125** Rides provided by Door2Door



VISION

A community that values aging adults.



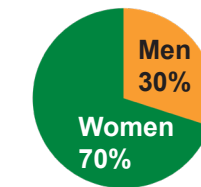
- 906** People Assisted
- 700+** Volunteers
- 54** VINE Staff



Elizabeth Champlin

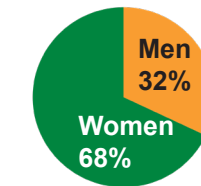
"After retiring, I could feel my stress level rising. I knew I needed help. I joined VINE to exercise but after reading about the caregiver support group in the newsletter, I decided to go. Then I was asked to join Powerful Tools for Caregivers, where I learned about caregiver guilt and the importance of taking time for myself. There are a lot of opportunities for me to do with my husband at VINE like exercise classes. Whenever my husband doesn't join me, others ask if he's okay. They care. This place is so welcoming. I know he is safe here. People are understanding and accepting of those with differences. We do not have any family nearby, but we stay here because of VINE. It is an anchor in my life."
- Elizabeth Champlin, Caregiver

Care Receiver Demographics



Average Age: 74

Volunteer Demographics



Average Age: 71



DONOR HIGHLIGHT: LYNN & PAULETTE

Lynn Callahan and Paulette Bertrand met several years ago during a VINE art gallery reception. Lynn, a retired art teacher and Paulette, a retired graphic designer, instantly clicked. They first joined VINE to keep active in their retirement and stay socially connected. "It's a lot harder to meet people as you get older," Paulette said, "especially when you are new to a community."

While Lynn enjoyed exercising at VINE, she felt like there was an opportunity to bring even more art to the mix, so she paired up with Paulette and developed the "Art for Everyone" weekly class where members could try new things each week in a fun and supportive environment. "It's been so rewarding to see people's confidence level rise in class," Lynn said. "We love art, and we want to share it with others."

At first the duo purchased many of the art supplies themselves, but as the demand for their classes increased, they came up with the idea to create fundraisers like the Holiday-Art-on-the-Cart, Birdhouses, Bling and Bouquets Silent Auction and the Funky Furniture Fundraiser to support VINE's art programming. In addition, a portion of the artwork sold in VINE's galleries also supports VINE. "We want people to be able to try new art methods without having to worry about a big financial investment," Paulette explained. VINE membership includes art activities designed to provide creative and social outlets.

"My life has been so enriched by VINE," Paulette said. Which is why this artistic team gives back. "Yes, it's a lot of work, but we have fun doing it," Lynn added.

"There isn't anything else like VINE," Paulette said. "It's a gold mine," Lynn exclaimed. "We are so glad to have this place." Both emphasize the importance of supporting VINE whether it be with your time, talent, or money. "VINE has been good to us, and we want to give back. It's really that simple," Paulette explained.

Lynn Callahan & Paulette Bertrand

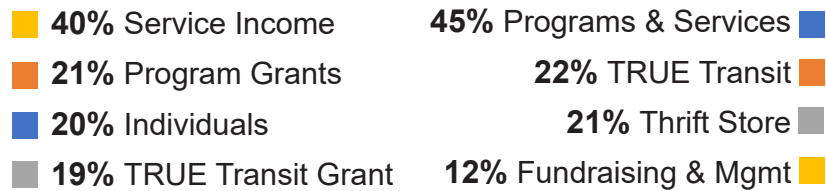


STATEMENT OF FINANCIAL POSITION

ASSETS	2023	2022
Cash, CD & cash equivalents	\$1,360,440	\$1,372,402
Receivables (Net: grants & accounts receivable)	\$290,518	\$149,703
Other assets (inventory, prepaid expenses)	\$100,339	\$92,984
Property & equipment, net	\$7,828,529	\$8,091,448
Total Assets	\$9,579,826	\$9,706,537
LIABILITIES & NET ASSETS	2023	2022
Accounts payable & accrued liabilities	\$326,169	\$268,980
Deferred revenue	\$142,119	\$127,022
Special assessment payable & tenant deposits	\$39,507	\$40,532
Long term liabilities (mortgage)*	\$4,041,687	\$4,200,588
Total Liabilities	\$4,549,482	\$4,637,122
Unrestricted net assets	\$4,630,718	\$4,853,652
Restricted net assets (donor restrictions)	\$399,626	\$215,763
Total Net Assets	\$5,030,344	\$5,069,415
Total Liabilities & Net Assets	\$9,579,826	\$9,706,537

*Mortgage includes VINE Adult Community Center and VINE Home Thrift Store buildings. Reflects \$4.2M principal. Rate of interest is 3.45%.

FUNDING CAME FROM



FUNDING SPENT ON



REVENUE	2023	2022
Contributions**	\$279,678	\$368,132
Grants**	\$1,507,615	\$1,365,728
In-kind (Thrift Store donations)	\$478,036	\$461,915
Service revenue	\$748,873	\$573,694
Thrift Store sales	\$474,495	\$461,683
Other program revenues & special events	\$258,195	\$167,193
Total Revenues, Gains & Other Support	\$3,746,892	\$3,398,345

EXPENSES	2023	2022
Programs	\$3,317,689	\$3,097,590
Management & General	\$448,662	\$449,337
Fundraising & Development	\$19,612	\$17,003
Total Expenses	\$3,785,963	\$3,563,930

**Includes revenue with donor restrictions. VINE's fiscal year is July 1 - June 30.



MISSION

VINE is redefining aging and promoting the wellbeing of aging adults through programming, services, and community engagement.



1,898 Members



VISION

A community that values aging adults.



906 People Assisted
700+ Volunteers
54 VINE Staff



“After retiring, I could feel my stress level rising. I knew I needed help. I joined VINE to exercise but after reading about the caregiver support group in the newsletter, I decided to go. Then I was asked to join Powerful Tools for Caregivers, where I learned about caregiver guilt and the importance of taking time for myself. There are a lot of opportunities for me to do with my husband at VINE like exercise classes. Whenever my husband doesn't join me, others ask if he's okay. They care. This place is so welcoming. I know he is safe here. People are understanding and accepting of those with differences. We do not have any family nearby, but we stay here because of VINE. It is an anchor in my life.”
- Elizabeth Champlin, Caregiver

THE VINE ADULT COMMUNITY CENTER

A place for older adults to improve their health, socialize with peers and learn new skills.

Health & Wellness

- 31 Unique exercise classes offered
- 35,065 Fitness Center visits
- 18 Virtual on-demand classes available
- 21,968 Treks on the walking track
- 13,851 Dips in the pool
- 198 Evidence-based program participants

Education

- 201 Educational presentations held

Socialization

- 13,211 Social activity visits
- 800+ Love Your Age 55+ Expo attendees
- 12 Bus trips

“I am forever grateful for VINE's fitness opportunities. After going through surgery and radiation last year, the walking track, fitness center, group exercise classes, and aqua classes were key to helping me regain my strength and health. My doctors can't believe how well I've been improving and I attribute it all to VINE. The fitness instructors are motivating and make exercising fun. My favorite are the aqua classes and I have recently become a pool volunteer. The positive energy of the staff and volunteers make VINE a valuable asset to our community.” – Brenda Allen, VACC member



VINE'S AGING WELL AT HOME SERVICES

VINE supports caregivers and provides older adults with assistance to maintain their independence.

Caregiver Support

- 110 People attended support groups or caregiver coaching

Caring Connection

- 2,956 Volunteer visits with isolated adults

Chores

- 535 Chores & safety improvements made

Diversity

- 34 Immigrant & refugee elders assisted

Meals on Wheels

- 244 People assisted & 24,734 meals delivered

PEARLS

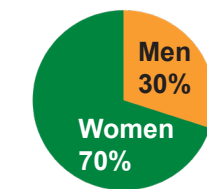
- 47 People assisted with mental health care

Transportation

- 11,678 Rides provided by TRUE Transit
- 5,125 Rides provided by Door2Door

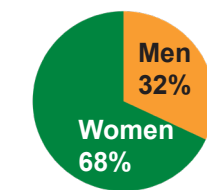


Care Receiver Demographics



Average Age: 74

Volunteer Demographics



Average Age: 71

CURRENT BOARD

- Rich Grace, Chair
- Steve Ditschler, Vice Chair
- Jack Rayburn, Secretary
- Mary Bliesmer
- Dawn Campbell
- Sarah Daniels
- Jill Evans
- John Frey
- April Lanz
- Dan Menden
- Bob Olson
- Trish Reedstrom

